

DOLPHIN MEDICAL SERVICES LIMITED

#417, Sanali Heavens, Ameerpet, HYDERABAD – 500 073, Telangana, India

Phone/Fax:+91-40-23738877, Email: dolphinmedicalindia@gmail.com

www.dolphinmedicalservices.com, CIN:L24239TG1992PLC014775

Date: 12.11.2021

To
The Manager
Department of Corporate Services
BOMBAY STOCK EXCHANGE LTD.
Phiroze Jeejeebhoy Towers,
Dalal Street,
MUMBAI - 400 001.

SCRIP CODE: 526504

Dear Sir,

Sub: **Submission of Unaudited Financial Results for the 2nd Quarter and Six months ended 30.09.2021 – Reg.**

Ref: Our letter dated 01.11.2021

With reference to the above and in accordance with Regulation 33 of the SEBI (Listing Obligations and Disclosure Requirements) Regulations, 2015, we are herewith submitting Unaudited Financial Results for the 2nd Quarter and Six months ended 30.09.2021 along with the Unaudited Statement of Assets and Liabilities, Cash Flow Statement and Limited Review Report. The results were reviewed by the Audit Committee and approved and taken on record by the Board of Directors at their meeting held on 12th November 2021.

The Meeting of the Board commenced at 04.00 P.M. and concluded at 05.10 P.M.

This is for the information and records of the Exchange.

Thanking You Sir

Yours faithfully
for **DOLPHIN MEDICAL SERVICES LIMITED**

Dr. MOHAN PRASAD GV

Director

DIN: 01236113

Encl.s:

1. Unaudited Financial Results for the 2nd Quarter and Six months ended 30.09.2021
2. Unaudited Statement of Assets and Liabilities
3. Unaudited Cash Flow Statement
4. Limited Review Report

DOLPHIN MEDICAL SERVICES LIMITED
417, SANALI HEAVENS, AMEERPET, HYDERABAD - 500 073, TELANGANA
UNAUDITED FINANCIAL RESULTS FOR THE QUARTER ENDED 30.09.2021
CIN: L24239TG1992PLC014775, email: dolphincomplianceofficer@gmail.com
(Prepared in compliance with the Indian Accounting Standards (Ind AS))

(Amount Rs. in Lakhs)

Sl. No.	PARTICULARS	QUARTER ENDED 30.09.2021 UNAUDITED	QUARTER ENDED 30.06.2021 UNAUDITED	QUARTER ENDED 30.09.2020 UNAUDITED	SIX MONTHS ENDED 30.09.2021 UNAUDITED	SIX MONTHS ENDED 30.09.2020 UNAUDITED	FINANCIAL YEAR ENDED 31.03.2021 AUDITED
1	Revenue from Operations						
	Revenue from Operations	14.93	10.29	11.27	25.22	21.80	47.31
	Other Income	0.92	0.92	0.96	1.84	1.92	555.19
	Total Revenue (I + II)	15.85	11.21	12.23	27.06	23.72	602.50
2	Expenses						
a	Cost of Materials consumed	2.14	1.37	0.86	3.51	1.60	4.16
b	Purchases of stock-in-trade	-	-	-	-	-	-
c	Changes in inventories of finished goods, work-in-progress and stock-in-trade	-	-	-	-	-	-
d	Employee benefit expense	2.16	1.65	0.63	3.81	1.25	6.41
e	Finance costs	0.24	0.25	0.24	0.49	0.47	0.97
f	Depreciation and amortisation expense	1.57	1.57	1.61	3.14	3.22	6.35
g	Other Expenses	17.58	7.46	13.84	25.04	24.04	614.18
	Total expenses	23.69	12.30	17.18	35.99	30.58	632.07
3	Profit/(Loss) before exceptional items and tax	(7.84)	(1.09)	(4.95)	(8.93)	(6.86)	(29.57)
4	Exceptional items	-	-	-	-	-	-
5	Profit/(Loss) before tax	(7.84)	(1.09)	(4.95)	(8.93)	(6.86)	(29.57)
6	Tax Expense						
7	Current tax	-	-	-	-	-	-
8	Deferred tax	-	-	-	-	-	1.65
9	Total tax expenses	-	-	-	-	-	1.65
10	Net movement in regulatory deferral account balances related to profit or loss and the related deferred tax movement	-	-	-	-	-	-
11	Net Profit/(Loss) for the period from continuing operations	(7.84)	(1.09)	(4.95)	(8.93)	(6.86)	(31.22)
12	Profit (loss) from discontinued operations before tax	-	-	-	-	-	-
13	Tax expense of discontinued operations	-	-	-	-	-	-
14	Net Profit/(Loss) for the period from discontinued operations after Tax	-	-	-	-	-	-
15	Net Profit/(Loss) for the period	(7.84)	(1.09)	(4.95)	(8.93)	(6.86)	(31.22)
16	Other comprehensive income net of taxes	--	--	--	--	--	--
17	Total Comprehensive Income/(Loss) for the period	(7.84)	(1.09)	(4.95)	(8.93)	(6.86)	(31.22)
18	Details of equity share capital						
	Paid-up equity share capital	1,509.99	1,509.99	1,509.99	1,509.99	1,509.99	1,509.99
	Face value of equity share capital	10.00	10.00	10.00	10.00	10.00	10.00
19	Reserves excluding revaluation reserve	-	-	-	(469.98)	(436.69)	(461.05)
	Debenture redemption reserve	-	-	-	-	-	-
20	Earnings per equity share for continuing operations						
	Basic earnings (loss) per share from continuing operations	(0.05)	(0.01)	(0.03)	(0.06)	(0.05)	(0.21)
	Diluted earnings (loss) per share from continuing operations	(0.05)	(0.01)	(0.03)	(0.06)	(0.05)	(0.21)

By Order of the Board
for DOLPHIN MEDICAL SERVICES LIMITED

Mohan Prasad GV

Dr. MOHAN PRASAD GV
Managing Director
DIN: 01236113

21	Earnings per equity share for discontinued operations						
	Basic earnings (loss) per share from discontinued operations	-	-	-	-	-	-
	Diluted earnings (loss) per share from discontinued operations	-	-	-	-	-	-
22	Earnings per equity share						
	Basic earnings(loss) per share from continuing and discontinued operations	(0.05)	(0.01)	(0.03)	(0.06)	(0.05)	(0.21)
	Diluted earnings(loss) per share from continuing and discontinued operations	(0.05)	(0.01)	(0.03)	(0.06)	(0.05)	(0.21)
23	Public Share Holding:						
	i) Number of Shares	11,107,651	11,107,651	11,107,651	11,107,651	11,107,651	11,107,651
	ii) Percentage of Share Holding	73.56%	73.56%	73.56%	73.56%	73.56%	73.56%
24	Promoters and Promoter group						
	Share holding						
	a) Pledged/Encumbered						
	- Number of Shares	NIL	NIL	NIL	NIL	NIL	NIL
	- Percentage of shares (as a %age of total share holding of promoter and promoter group)	N.A	N.A	N.A	N.A	N.A	N.A
	- Percentage of shares (as a %age of total share capital of the company)	N.A	N.A	N.A	N.A	N.A	N.A
	b) Non-encumbered						
	- Number of Shares	3,992,301	3,992,301	3,992,301	3,992,301	3,992,301	3,992,301
	- Percentage of shares (as a %age of total share holding of promoter and promoter group)	100.00%	100.00%	100.00%	100.00%	100.00%	100.00%
	- Percentage of shares (as a %age of total share capital of the company)	26.44%	26.44%	26.44%	26.44%	26.44%	26.44%


Particulars	Quarter ended 30th September 2021
B Investor Complaints	
1 Pending at the beginning of the Quarter	NIL
2 Received during the quarter	NIL
3 Disposed off during the quarter	NIL
4 Remaining unresolved at the end of the quarter	NIL

NOTES :

- The above financial results have been reviewed by the Audit Committee and approved by the Board of Directors at the meeting held on 12th November 2021
- The financial results of the company have been prepared in accordance with the Indian Accounting Standards (Ind AS) prescribed under Section 133 of the Companies (Indian Accounting Standard) Rules 2015, and other recognised accounting principles generally accepted in India.

Place: Hyderabad
Date : 12.11.2021

By Order of the Board
for DOLPHIN MEDICAL SERVICES LIMITED



Dr. MOHAN PRASAD GV

Managing Director

DIN: 01236113

DOLPHIN MEDICAL SERVICES LIMITED


Regd. Office: #417, Sanath Heavens, Ameerpet, HYDERABAD - 500 073, Telangana
CIN: L24239TG1992PLC014775, email: dolphincpliances@rediffmail.com

Un audited Statement of Assets and Liabilities as at 30.09.2021

(Amount in Lakhs)

S. No.	Particulars	As at 30.09.2021 (Current period end) (Un audited)	As at 31.03.2021 (Current year end) (Audited)
	Assets		
1	Non-current assets		
	Property, plant and equipment	296.774	299.910
	Capital work-in-progress	30.664	30.664
	Goodwill	-	-
	Other intangible assets	-	-
	Intangible assets under development	378.484	378.484
	Non-current financial assets		
	Non-current investments	41.000	41.000
	Loans, non-current	281.950	281.950
	Total non-current financial assets	322.950	322.950
	Other non-current assets	2.385	2.385
	Total non-current assets	1,031.257	1,034.393
2	Current assets		
	Inventories	0.407	0.149
	Current financial asset		
	Current investments	-	-
	Trade receivables, current	-	-
	Cash and cash equivalents	2.189	1.174
	Bank balance other than cash and cash equivalents	0.114	2.374
	Loans, current	194.707	194.707
	Total current financial assets	197.010	198.255
	Other current assets	-	-
	Total current assets	197.417	198.404
3	Non-current assets classified as held for sale	-	-
	Regulatory deferral account debit balances and related deferred tax Assets	-	-
	Total assets	1,228.674	1,232.797
	Equity and liabilities		
1	Equity		
	Equity attributable to owners of parent		
	Equity share capital	1,509.995	1,509.995
	Other equity	(469.978)	(461.052)
	Total equity attributable to owners of parent	1,040.017	1,048.943
	Non controlling interest	-	-
	Total equity	1,040.017	1,048.943
2	Liabilities		
	Non-current liabilities		
	Non-current financial liabilities		
	Borrowings, non-current	65.942	60.921
	Other non-current financial liabilities	-	-
	Total non-current financial liabilities	65.942	60.921
	Provisions, non-current	-	-
	Deferred tax liabilities (net)	56.425	56.425
	Other non-current liabilities	-	-
	Total non-current liabilities	122.367	117.346
	Current liabilities		
	Current financial liabilities		
	Borrowings, current	-	-
	Trade payables, current	-	-
	Other current financial liabilities	66.290	66.508
	Total current financial liabilities	66.290	66.508
	Other current liabilities	-	-
	Provisions, current	-	-
	Total current liabilities	66.290	66.508
	Liabilities directly associated with assets in disposal group classified as held for sale	-	-
	Regulatory deferral account credit balances and related deferred tax liability	-	-
	Total liabilities	188.657	183.854
	Total equity and liabilities	1,228.674	1,232.797

By Order of the Board
for DOLPHIN MEDICAL SERVICES LIMITED



Dr. MOHAN PRASAD GV

Managing Director
DIN: 01236113

Place: Hyderabad
Date : 12.11.2021

DOLPHIN MEDICAL SERVICES LIMITED

Regd. Office: #417, Sanali Heavens, Ameerpet, HYDERABAD - 500 073, Telangana

CIN: L24239TG1992PLC014775; email: dolphincomplianceofficer@gmail.com

Un audited Cash Flow Statement for the period ended 30.09.2021

(Amount Rs. In lakhs)

Particulars	30.09.2021 (Un audited)	30.09.2020 (Un audited)	31.03.2021 (Audited)
CASH FLOW FROM OPERATING ACTIVITIES			
Net Profit/(Loss) after tax	(8.927)	(6.863)	(29.569)
Adjustment For			
Depreciation	3.136	3.215	6.351
Proposed Dividend	-	-	-
Profit/Loss on Fixed Assets	-	-	551.428
Interest & Finance Charges	0.484	0.471	0.958
Profit on QTS on Term Loan	-	-	(551.428)
Operating Profit/(Loss) before working capital charges	(5.307)	(3.177)	(22.250)
Adjustment For			
Increase/ Decrease in inventory	(0.257)	(0.114)	(0.114)
Increase/ Decrease in Loans & Advances	-	-	-
Increase/ Decrease in Deposits	-	-	-
Increase/ Decrease in Other Non Current Assets	-	-	-
Increase/ Decrease in Trade payables	-	-	-
Increase/ Decrease in Trade Receivables	-	-	-
Increase/ Decrease in Other Current Financial Liabilities	(0.702)	0.257	49.606
Cash generated from operations (A)	(6.266)	(3.034)	27.242
CASH FLOW FROM INVESTING ACTIVITIES			
Purchase of Fixed Assets	-	-	-
Increase/Decrease in Capital Work in Progress	-	-	-
Sale of Fixed Assets	-	-	-
Purchase of Investment	-	-	-
Sale of Investment	-	-	-
Interest received	-	-	-
Dividend received	-	-	-
Finance Charges paid	-	-	-
Net cash flow from investing activities (B)	-	-	-
CASH FLOW FROM FINANCIAL ACTIVITIES			
Proceeds from Convertible Share Warrants	-	-	-
Proceeds from Borrowings	5.021	4.170	4.901
Payment of Borrowings	-	(1.500)	(29.600)
Dividend paid	-	-	-
Increase/Decrease in Intangible Assets	-	-	-
Net cash used in Financing Activities (C)	5.021	2.670	(24.699)
Net Increase /(Decrease) incash and cash equivalents (A+B+C)	(1.245)	(0.364)	2.543
Cash and Cash equivalents as at previous year	3.548	1.005	1.005
Cash and Cash equivalents as at current year	2.303	0.641	3.548

By Order of the Board
for DOLPHIN MEDICAL SERVICES LIMITED

Mohan Prasad GV

Dr. MOHAN PRASAD GV

Managing Director
DIN: 01236113

Place: Hyderabad
Date : 12.11.2021

PINNAMANENI & CO.
Chartered Accountants

3 & 4, RAM'S VSR APARTMENTS
Moghalrajpuram, VIJAYAWADA-520 010
Andhra Pradesh, India



LIMITED REVIEW REPORT ON THE UNAUDITED FINANCIAL RESULTS FOR THE
2nd QUARTER AND SIX MONTHS ENDED 30th SEPTEMBER 2021

Review Report to
The Board of Directors
M/s. Dolphin Medical Services Limited
#417, Sanali Heavens, Ameerpet
HYDERABAD – 500 073

We have reviewed the accompanying statement of unaudited financial results of M/s. Dolphin Medical Services Limited for the 2nd Quarter and Six Months ended 30th September 2021 ("the Statement"), being submitted by the Company pursuant to the requirement of the Regulation 33 of The SEBI (Listing Obligations and Disclosure Requirements) Regulation, 2015, as amended.

This Statement, which is responsibility of the Company's Management and approved by the Board of Directors, has been prepared in accordance with the recognition and measurement principles laid down in Indian Accounting Standard 34 "Interim Financial reporting" ("Ind AS 34"), prescribed under section 133 of the Companies Act, 2013 read with the relevant rules issued there under and other accounting principles generally accepted in India. Our responsibility is to issue a report on the Statement based on our review.


We conducted our review of the Statement in accordance with the Standard on Review Engagements (SRE) 2410 "Review of Interim Financial Information Performed by the Independent Auditor of the Entity", issued by the Institute of Chartered Accountants of India. This standard requires that we plan and perform the review to obtain moderate assurance as to whether the statement of financial results are free of material misstatement. A review is limited primarily to inquiries of company personnel and analytical procedures applied to financial data and thus provides less assurance than an audit. We have not performed an audit and accordingly, we do not express an audit opinion.

Based on our review conducted as above, nothing has come to our attention that causes us to believe that the accompanying Statement prepared in accordance with the aforesaid Indian Accounting Standards and other accounting principles generally accepted in India, has not disclosed the information required to be disclosed in terms of Regulation 33 of the SEBI (Listing Obligations and Disclosure Requirements) Regulations, 2015, as amended, including the manner in which it is to be disclosed, or that it contains any material misstatement.

Place: Hyderabad
Date : 12.11.2021



for **PINNAMANENI & Co.,**
Chartered Accountants
(Firm Registration No.002661S)


CA P. AVINASH
Partner
Membership No. 236268